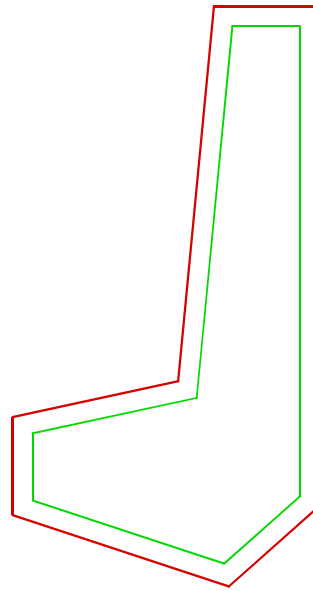
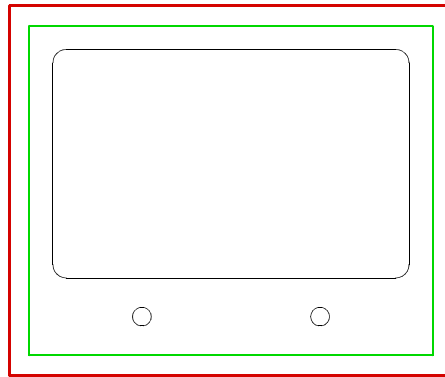


LEFT SIDE



RIGHT SIDE



FRONT

HOW TO CREATE A PRINT-READY FILE

MARGINS AND BLEEDS

Graphic should be placed at 3 cm from the cut line.

———— CUT LINE

———— BLEED: 3 cm per side

RESOLUTION

The optimal resolution for the print files is 300 dpi.

COLOURS

All files should be sent in CMYK (cyan, magenta, yellow, black).

FONTS

Fonts should be embedded in the PDF or converted into curves/paths.

FILE FORMAT


Send your file in PDF format in 1:1 scale (not password protected).



LEFT SIDE



RIGHT SIDE



FRONT