

Citana

The purpose of the document is to:

1. Outline project purpose
2. Outline the main application features
3. Demonstrate the designs under which the application is developed
4. Outline the problems with the current designs
5. Define the scope for the design assignment

This document DOES NOT in any way guide the designers in any preferred color schemas, fonts, overall look or anything design related.

This document is not explicit or final and it may be subject to further improvements

The overall objective of the project is to build a digital content delivery tool for scanning and recognizing of an image (marker) through a mobile application. The provision of digital content to the user takes place via augmented reality and / or redirecting the user to a given digital content source. The mobile application will be supported by the two most popular mobile platforms Android and iOS

This technology solution has been identified in response to the need for new and innovative ways to disseminate information through mobile applications.

For the implementation of the project, two basic software products will be developed:

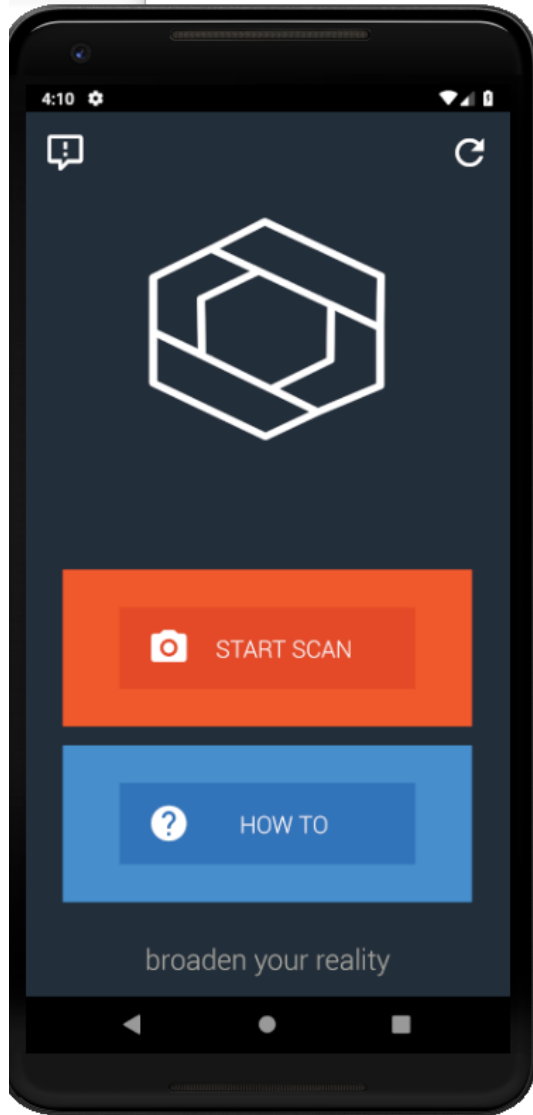
1. Mobile application:
 - a. Marker Recognition
 - b. Display video or 3D models / objects or elements in the form of augmented reality on a recognized marker.
 - c. Manage personal settings for working with the application
2. Personal administration:
 - a. Set recognition markers
 - b. Adding external digital content or digital content in the form of augmented reality (video, 3D model / object, elements) to a marker.
 - c. Manage personal settings for working with the administration

SPLASH (ENTRY) SCREEN



1. Logo
2. Slogan
3. Animated loading

HOME (MAIN) SCREEN



1. Scan button – Takes you to scan activity
 - a. Unable to click if no scanning collection
2. How to button – Takes you to the how to slides
3. About/Contact icon – Takes you to the About/Contact sections
4. Refresh button – Used to refresh scanning collection available on your device
 - a. Unable to click it if no internet connection
 - b. While downloading collection, the arrow spins
 - c. Green when internet available
 - d. Red when, no internet available
5. Logo
6. Slogan

ABOUT SCREEN



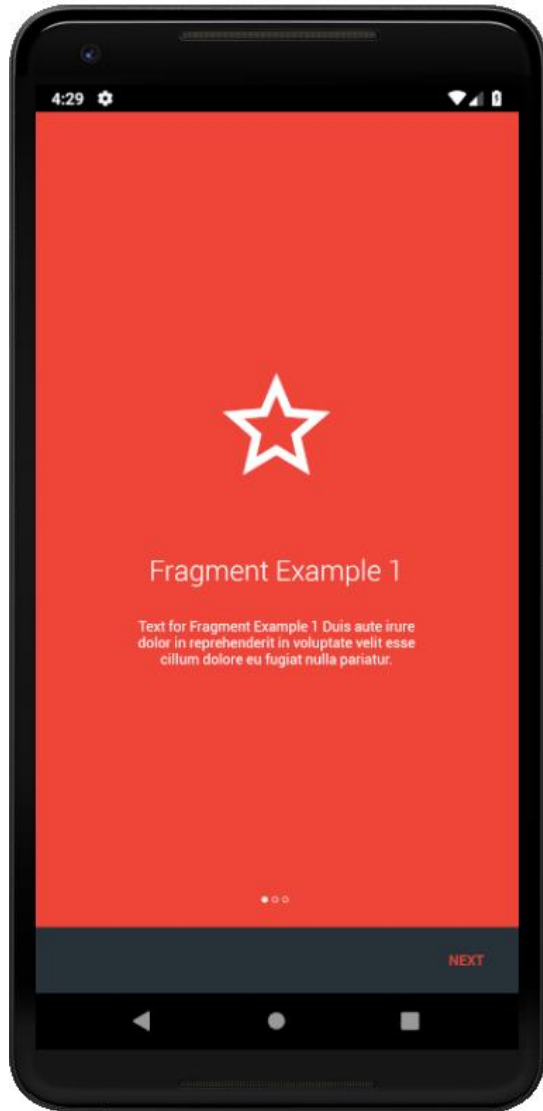
1. Section describing the purpose of the application

CONTACT SCREEN



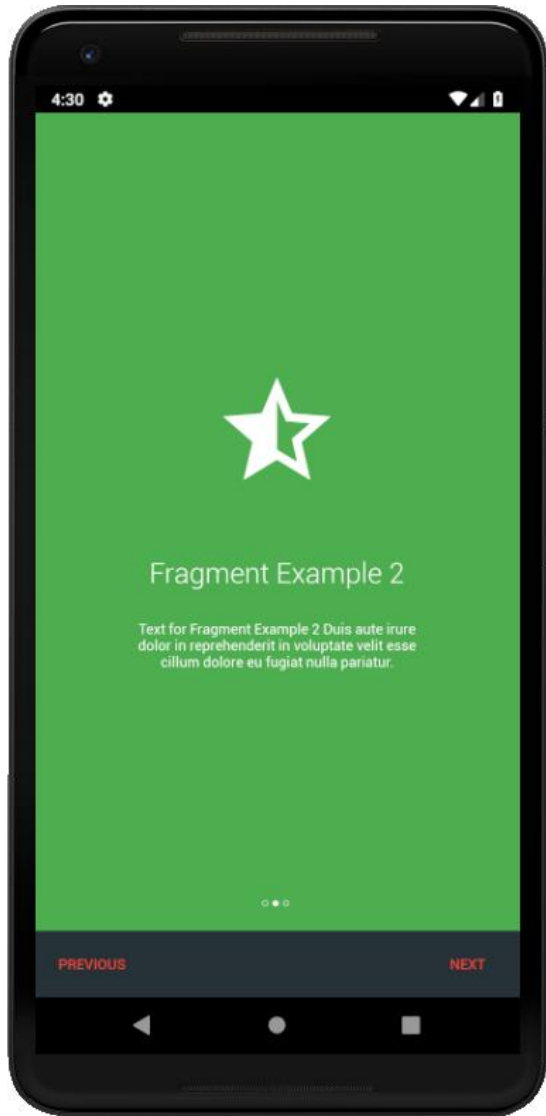
1. Section describing the ways to get in touch with application developers

HOW TO 1ST SCREEN



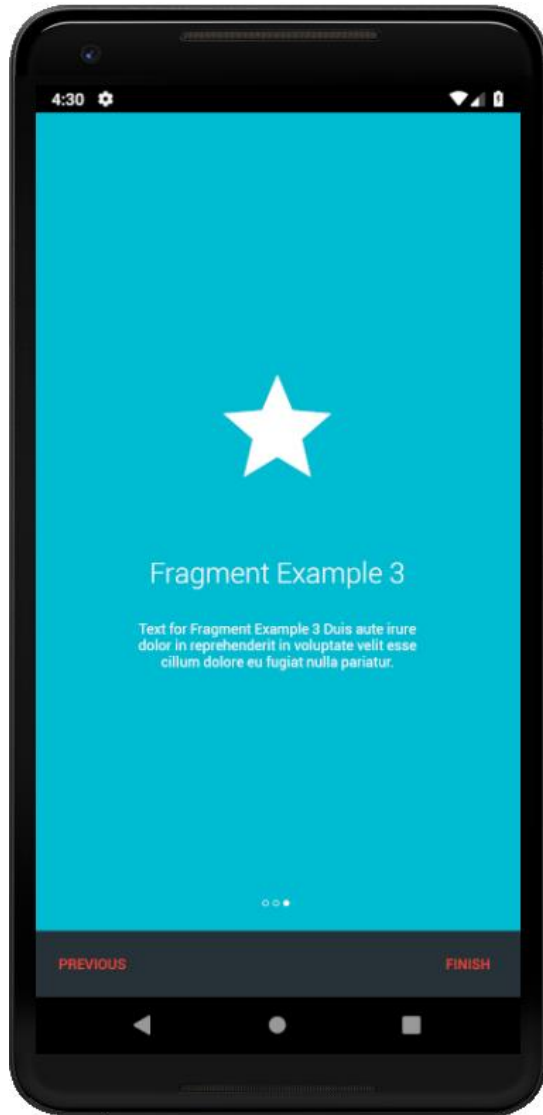
1. Section describing the way to use the application in guided steps

HOW TO 2nd SCREEN




1. Section describing the way to use the application in guided steps

HOW TO 3rd SCREEN




1. Section describing the way to use the application in guided steps

SCAN (MAIN) SCREEN



1. The main screen from which the user can start scanning for markers

SCAN (WITH CONTROLS) SCREEN



1. The main screen from which the user can start scanning for markers
2. Expanded controls
 - a. Slogan on bottom
 - b. Flashlight option
 - c. Help option

Planned screens

Screens that are planned for development, but not yet implemented

1. Authentication
 1. Register
 2. Login
 3. Reset password
2. General
 1. Terms of use
 2. Privacy policy
3. Settings
4. Catalogue

Problems

The owners of the application has identified the following problems with the current designs:

1. The theme is too dark
2. The theme is not easily extendable for new screens
3. The fonts and colors are not consistent
4. The theme does not seem professional enough
5. The theme in no way imply the purpose of the application

Assignment

We are looking for help with the following design tasks:

1. Corporate identity
 - a. Logo
 - b. Fonts
 - c. Color schemas
2. Mobile application design:
 - a. Screen designs
 - b. Navigation design
3. Landing page design