

# THE MAX PULSE

*State of the art cardiovascular  
screening device*



*The Max Pulse is an FDA Approved Class II Medical Device*

The Max Pulse utilizes pulsewave analysis technology. The blood's pulsewave is followed from the time it leaves the heart and travels through the blood vessels down to the finger.

The pulsewave is a snapshot into the cardiovascular system and evaluates arterial elasticity (arterial stiffness), which is related to atherosclerosis. Arterial stiffness is a major cardiovascular risk factor.

## THE TEST ANALYZES:

- Overall cardiovascular health
- Heart Rate Variability and Mean Heart Rate
- Overall elasticity of large, small and peripheral arteries (arterial stiffness)
- Arteriosclerosis progress
- Blood circulation and remaining blood in the vessels after the systolic contraction of the heart
- Left ventricular ejection, contraction power
- Mental stress, physical stress, and resistance to stress

HEART DISEASE IS THE **#1 CAUSE OF DEATH** IN THE UNITED STATES FOR BOTH MEN AND WOMEN.

THIS YEAR MORE THAN **920,000** AMERICANS WILL HAVE A HEART ATTACK; NEARLY HALF OF THEM WILL OCCUR WITHOUT PRIOR SYMPTOMS OR WARNING SIGNS.

**1/2** OF THE VICTIMS OF SUDDEN CARDIAC DEATH ARE UNDER THE AGE OF 65.

SCHEDULE YOUR 3 MINUTE CARDIOVASCULAR SCREENING WITH THE MAX PULSE TODAY!



TAKING A PREVENTATIVE APPROACH TO HEART DISEASE IS ONE OF THE SMARTEST THINGS YOU CAN DO TO PROTECT YOUR HEALTH.



## ARE YOU AT RISK FOR HEART DISEASE?

## FIND OUT WITH THE MAX PULSE DEVICE



LEARN HOW THIS 3 MINUTE CARDIOVASCULAR SCREENING COULD SAVE YOUR LIFE.

# WHAT THE MAX PULSE SCREENING WILL TELL YOU

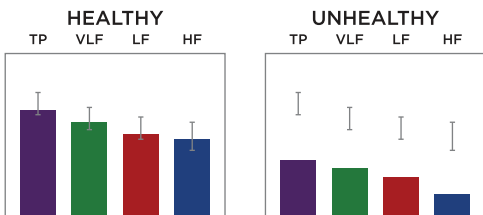
## HEART RATE VARIABILITY (HRV):

Measures the degree of fluctuation in the length of intervals between heart beats. For healthy people, HRV shows a fluctuation in heart rates, while unhealthy people have a simple and consistent heart rate.

HRV measures the adaptability of the cardiovascular system and autonomic nervous system, which is composed of the sympathetic nervous system (SNS) and parasympathetic nervous system (PNS). Your SNS plays the role of the accelerator, also known as flight or fight. Your PNS functions as the brake, also known as rest and repair. A healthy person has a balanced autonomic nervous system.

## FREQUENCY DOMAIN ANALYSIS:

**TP:** Total Power, combination of the 3 frequencies  
**VLF:** Very Low Frequency  
**LF:** Low Frequency  
**HF:** High Frequency

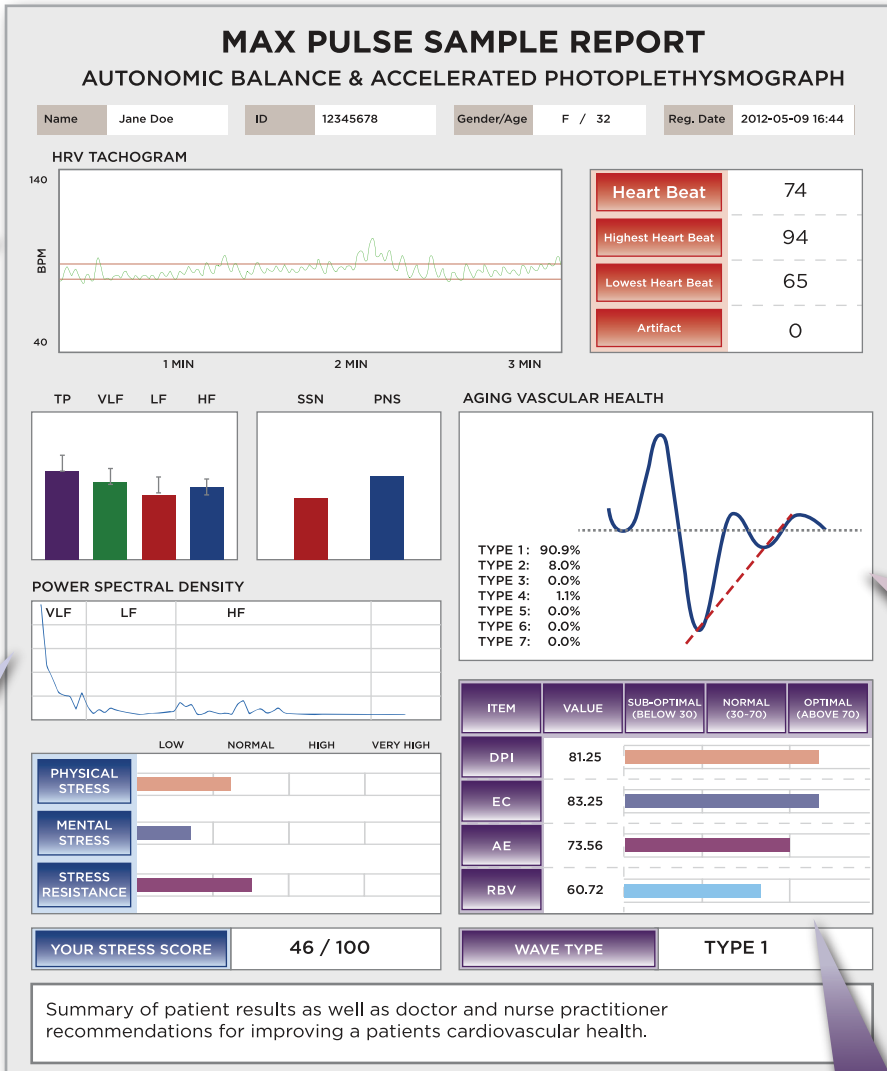


**Reduction of TP:** Decreased ANS function, decrease in regulatory competence and a decrease in the ability to cope with environmental change.

**Reduction of VLF:** Decrease in the bodies ability to regulate body temperature and hormone levels.

**Reduction of LF:** Loss of energy, fatigue, insufficient sleep and lethargy.

**Reduction of HF:** Chronic stress, aging, reduced electrical stability of the heart.



**DPI - Differential Pulse Wave Index:** Represents the overall health of the cardiovascular system. DPI is the main indicator that represents the aging of arteries.

**EC - Eccentric Constriction:** Represents the contraction power of vessels from the left ventricle.

**AE - Arterial Elasticity:** Analyzes the blood circulation, the vascular elasticity and resistance of the vessels. It detects early cardiovascular disease like atherosclerosis and peripheral circulation dysfunction.

**RBV - Remaining Blood Volume:** The remaining blood volume in the vessels after systolic contraction on the heart. If the blood vessels are healthy, there is little remaining blood volume. If the vascular state improves, the remaining blood volume will decrease.

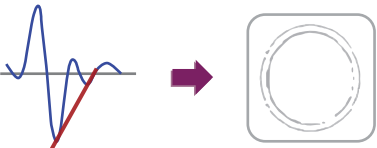
## ARTERIOSCLEROSIS

Arteriosclerosis occurs when the blood vessels that carry oxygen and nutrients from your heart to the rest of your body (arteries) become thick and stiff — sometimes restricting blood flow to your organs and tissues. Healthy arteries are flexible and elastic, but over time, the walls of your arteries can harden.

## WAVEFORM PATTERNS AND WHAT THEY MEAN FOR YOU:

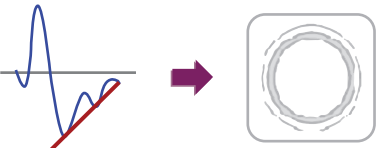
### LEVEL 1

Blood circulation and artery state is great!



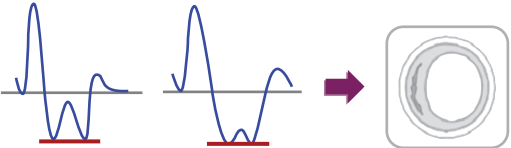
### LEVEL 2

Blood circulation and artery state is good but a slight build up is beginning to occur.



### LEVEL 3 & 4

Blood circulation and artery state is becoming poor and build up is starting.



### LEVEL 5

Blood circulation and artery state is bad and build up is increasing.



### LEVEL 6 & 7

Blood circulation and artery state is very bad and build up is becoming serious.

