



-13W LED Dimmable Retrofit Kit

Model Number


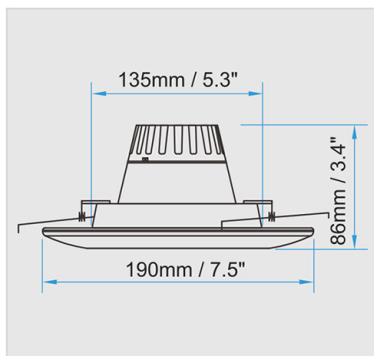
GLS-D6-3000

GLS-D6-4000

GLS-D6-5000

Features

- ⦿ Aluminum Alloy Body with Built-in Trim Ring
- ⦿ Easy Installation into Standard 6" Downlight Can
- ⦿ Safe and Cool to Touch
- ⦿ Replace up to 120W Halogen Bulb
- ⦿ Certificate: UL/cUL, Energy Star, LM79
- ⦿ Application: Home, Office, Shopping Malls
- ⦿ Warranty: 5 Years



Web: www.makinglight.com

E-mail: megen.bybee@making-light.com

Tel: 469.322.1906

700 Parker Square, Suite 205, Flower Mound, TX 75028



LM79
LM80



Ordering Information

Item Number	Description	LED Type	Power	Voltage Input	Dimmable	CCT	Lumen Output
GLS-D6	6" LED Downlight Retrofit-13 Watts,3000K	SMD2835/24pcs	13W	120V	Yes, Triac	3000K	1000lm
GLS-D6	6" LED Downlight Retrofit-13 Watts,4000K	SMD2835/24pcs	13W	120V	Yes, Triac	4000K	1050lm
GLS-D6	6" LED Downlight Retrofit-13 Watts,5000K	SMD2835/24pcs	13W	120V	Yes, Triac	5000K	1100lm

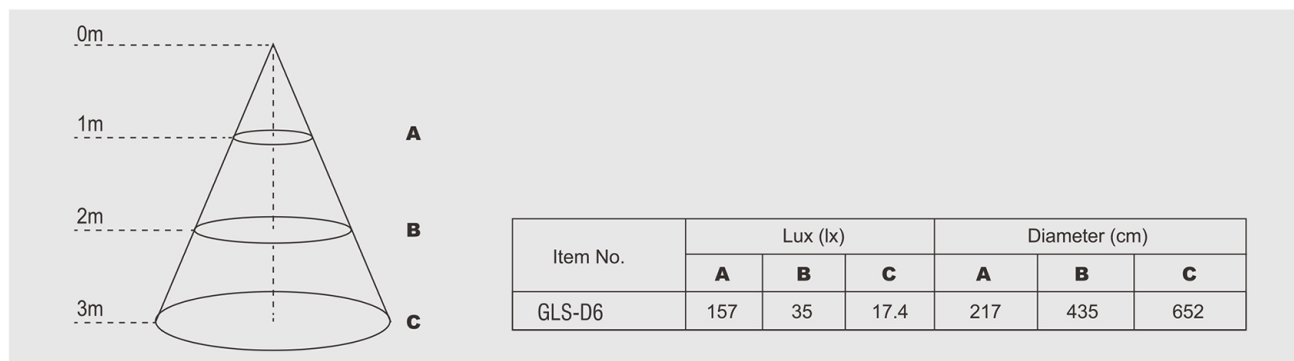
* Model Number: GLS-D6

Designation for suffix: XX=rated wattage, from 0 to 99K, YY=rated color temperature, 30 for 3000K, ZZ= represent commercial use code, which could be letter "A" to "Z"

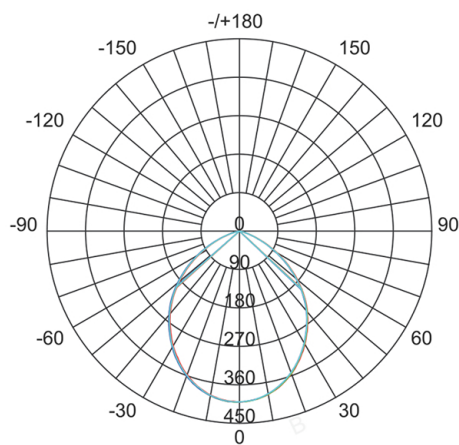
Other Performances

Lumen Efficacy: 80lm/w~90lm/W, CRI: Ra>80, Power Factor>0.9 THD:<20, Voltage Input: 120V ac,
 Dimmable to 1%~100%, compatible with most Triac dimmers, Lutron & Leviton is recommended, Suitable for Damp Location

Lux Chart



Photometrics



GLS-D6
 AVERAGE BEAM ANGLE(50%):95.2 DEG

UNIT:cd

— C0/180
 — C30/210
 — C60/240
 — C90/270



LM79
 LM80



Installation Instruction



Step 1

Twist Adapter into Socket



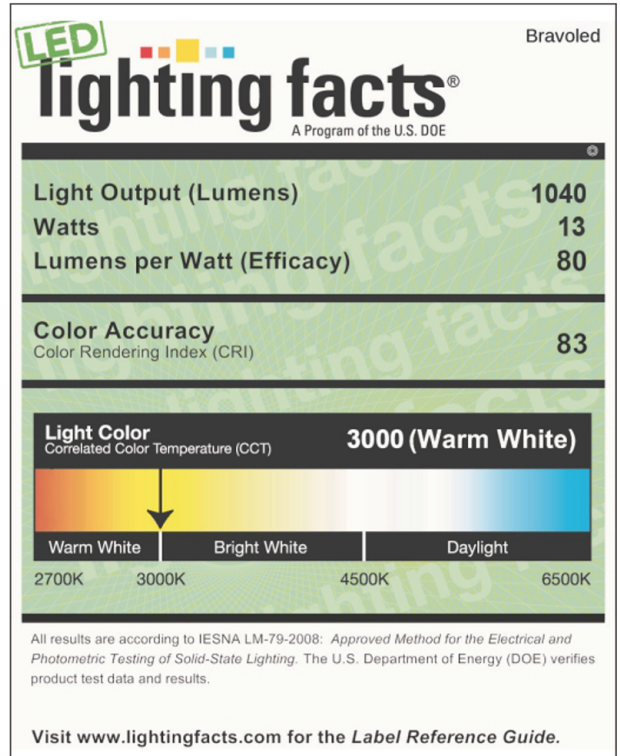
Step 2

Insert Male Connector into
Female Connector



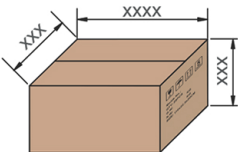
Step 3

Insert LED into Can Housing
(Recessed Can Housing Not Included)



Packaging

Size	Carton Size (mm)	G.W/Carton	Quantity
6"	495x450x418	7.4KG	20



LM79
LM80

