

Kedi Labs⁺™



Canine & Feline Giardia Rapid Test Kit

Detects Giardia antigen in canine
& feline feces



Easy to use

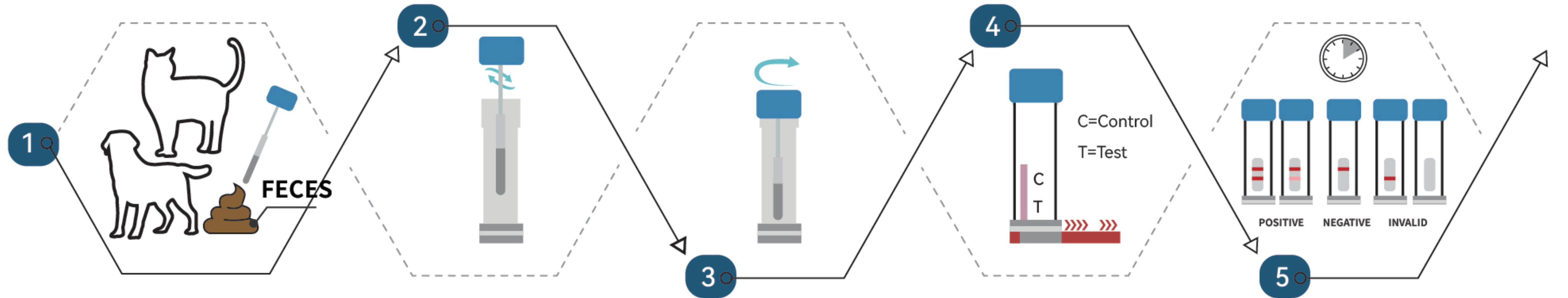


Results in 10 minutes

www.kedilabs.com



TEST INSTRUCTIONS



1 COLLECT SAMPLE

- Twist the lid to open
- Remove the sample swab wand
- Insert into fecal sample
- Rotate to cover the swab
- Do not overload the swab

2 INSERT SAMPLE

- Place the wand in the tube and swirl sample

3 COVER TIGHTLY

- Twist the cap to tightly close the tube

4 ACTIVATE TEST

- Tear the gray safety seal at the bottom of the test tube
- Press the tube down to pierce the sampling chamber
- The reagent liquid will flow onto the test pad
- Shake the tube a few times to fully mix your pet's sample with the test reagents


5 REVIEW RESULTS

- Allow 10 minutes for test result
- The result is invalid after 30 minutes

LOT

MFG

EXP



In vitro diagnostic test. For use in pets only.

For questions and test interpretation please visit www.kedilabs.com/FAQ



Kedi Labs⁺™



Canine Influenza Virus Rapid Test Kit

Detects Canine Influenza Virus antigen in canine ocular & nasal cavity secretions




Easy to use

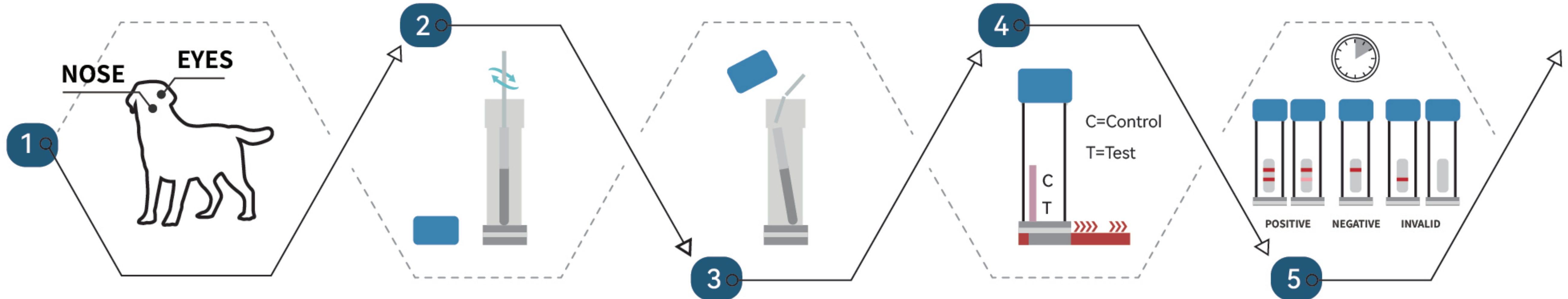


Results in 10 minutes

www.kedilabs.com



TEST INSTRUCTIONS



1 COLLECT SAMPLE

- Twist the lid to open
- Remove the swab
- Insert into the nasal cavity
- Rotate to cover the swab with nasal secretion
- Do not overload the swab

2 INSERT SAMPLE

- Place the swab in the tube and swirl sample
- Break the swab so that it fits under the lid

3 COVER TIGHTLY

- Place the lid on the tube
- Twist to tightly close the tube

4 ACTIVATE TEST

- Tear the gray safety seal at the bottom of the test tube
- Press the tube down to pierce the sampling chamber
- The reagent liquid will flow onto the test pad
- Shake the tube a few times to fully mix your pet's sample with the test reagents

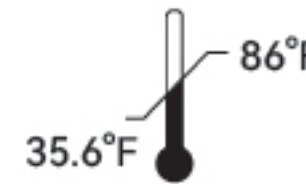
5 REVIEW RESULTS

- Allow 10 minutes for test result
- The result is invalid after 30 minutes

LOT

MFG

EXP



In vitro diagnostic test. For use in pets only.

For questions and test interpretation please visit www.kedilabs.com/FAQ



Kedi Labs⁺™



Canine Parvovirus Rapid Test Kit

Detects Canine Parvovirus antigen
in canine feces



Easy to use

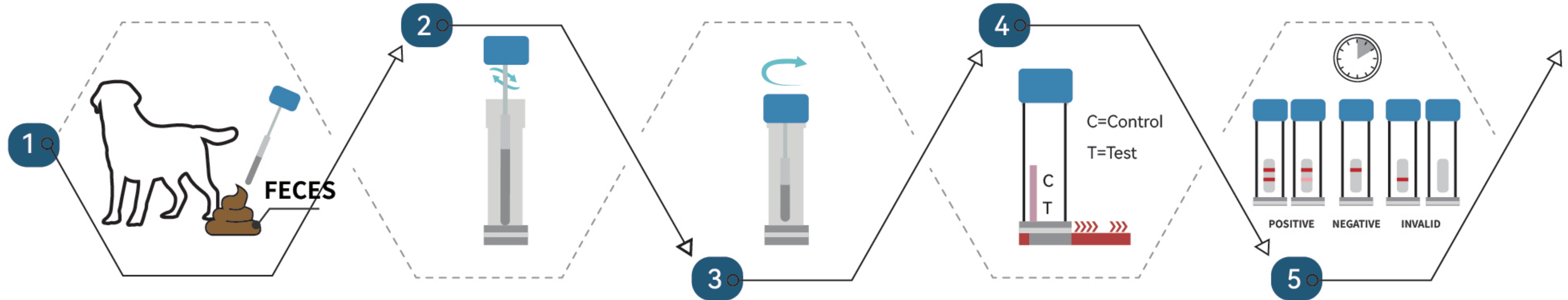


Results in 10 minutes

www.kedilabs.com



TEST INSTRUCTIONS



1 COLLECT SAMPLE

- Twist the lid to open
- Remove the sample swab wand
- Insert into fecal sample
- Rotate to cover the swab
- Do not overload the swab

2 INSERT SAMPLE

- Place the wand in the tube and swirl sample

3 COVER TIGHTLY

- Twist the cap to tightly close the tube

4 ACTIVATE TEST

- Tear the gray safety seal at the bottom of the test tube
- Press the tube down to pierce the sampling chamber
- The reagent liquid will flow onto the test pad
- Shake the tube a few times to fully mix your pet's sample with the test reagents

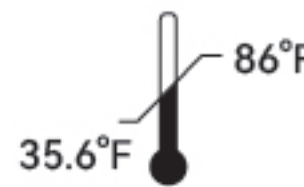
5 REVIEW RESULTS

- Allow 10 minutes for test result
- The result is invalid after 30 minutes

LOT

MFG

EXP



In vitro diagnostic test. For use in pets only.

For questions and test interpretation please visit www.kedilabs.com/FAQ



Kedi Labs⁺™



Feline Calicivirus Rapid Test Kit

Detects Feline Calicivirus antigen in feline ocular & nasal cavity secretions



Easy to use

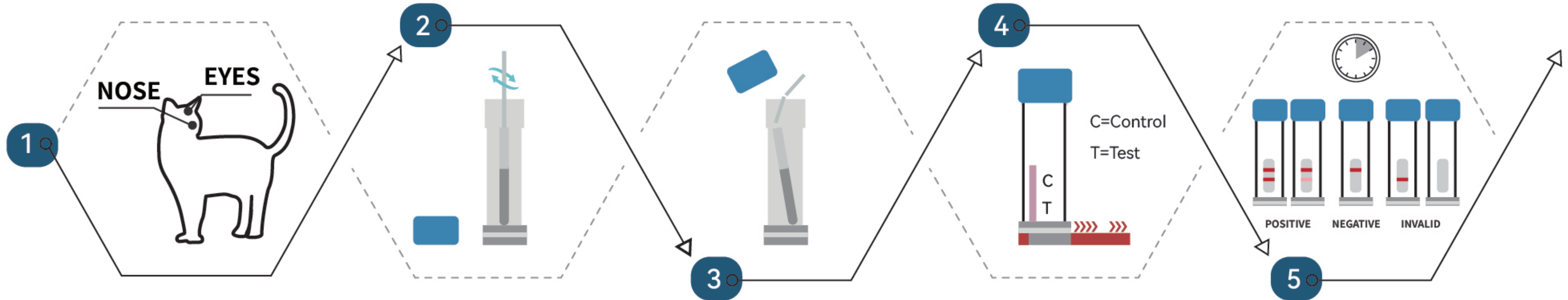


Results in 10 minutes

www.kedilabs.com



TEST INSTRUCTIONS



1 COLLECT SAMPLE

- Twist the lid to open
- Remove the swab
- Insert into the nasal cavity, rotate to cover the swab with nasal secretion or
- Carefully collect eye discharge, rotate to cover swab with eye secretion
- Do not touch the eye itself

2 INSERT SAMPLE

- Place the swab in the tube and swirl sample
- Break the swab so that it fits under the lid

3 COVER TIGHTLY

- Place the lid on the tube
- Twist to tightly close the tube

4 ACTIVATE TEST

- Tear the gray safety seal at the bottom of the test tube
- Press the tube down to pierce the sampling chamber
- The reagent liquid will flow onto the test pad
- Shake the tube a few times to fully mix your pet's sample with the test reagents

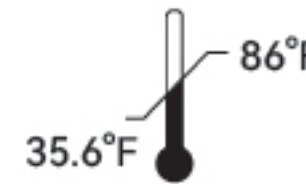
5 REVIEW RESULTS

- Allow 10 minutes for test result
- The result is invalid after 30 minutes

LOT

MFG

EXP



In vitro diagnostic test. For use in pets only.

For questions and test interpretation please visit www.kedilabs.com/FAQ



Kedi Labs⁺™



Feline Herpes Virus Rapid Test Kit

Detects Feline Herpes Virus antigen in
feline ocular & nasal cavity secretions



Easy to use

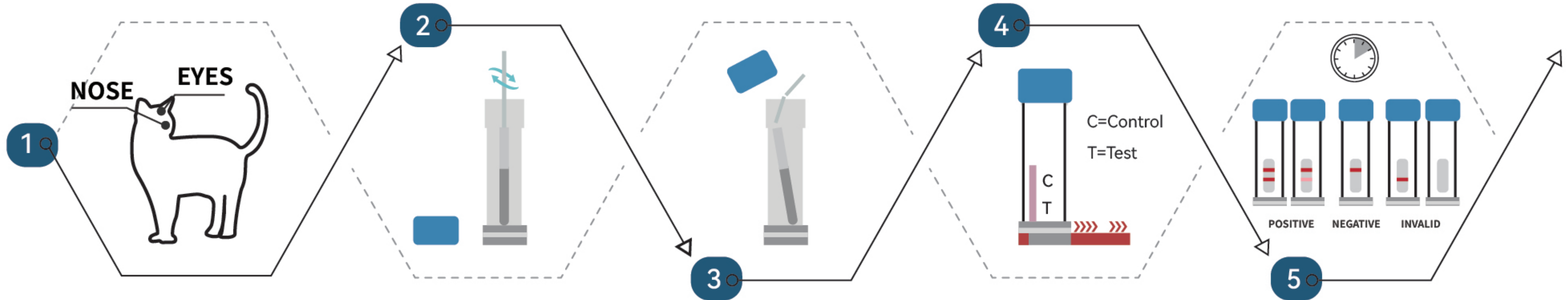


Results in 10 minutes

www.kedilabs.com



TEST INSTRUCTIONS



1 COLLECT SAMPLE

- Twist the lid to open
- Remove the swab
- Insert into the nasal cavity, rotate to cover the swab with nasal secretion or
- Carefully collect eye discharge, rotate to cover swab with eye secretion
- Do not touch the eye itself

2 INSERT SAMPLE

- Place the swab in the tube and swirl sample
- Break the swab so that it fits under the lid

3 COVER TIGHTLY

- Place the lid on the tube
- Twist to tightly close the tube

4 ACTIVATE TEST

- Tear the gray safety seal at the bottom of the test tube
- Press the tube down to pierce the sampling chamber
- The reagent liquid will flow onto the test pad
- Shake the tube a few times to fully mix your pet's sample with the test reagents

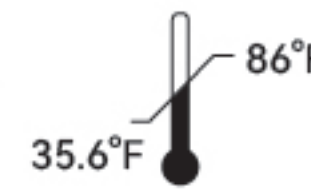
5 REVIEW RESULTS

- Allow 10 minutes for test result
- The result is invalid after 30 minutes

LOT

MFG

EXP



In vitro diagnostic test. For use in pets only.

For questions and test interpretation please visit www.kedilabs.com/FAQ

